

Ordering Information

System Components

Ordering Information

PLASMA HF-Resection Electrodes

Order No.	Article
WA22301S	PlasmaLoop, 12°, small
WA22305S	PlasmaLoop, 30°, small
WA22302D	PlasmaLoop, 12°, medium
WA22306D	PlasmaLoop, 30°, medium
WA22503D	PlasmaLoop, 12°, large
WA22507D	PlasmaLoop, 30°, large
WA22331D	PlasmaLoop, 45° angled, 12° and 30°, small
WA22322D	PlasmaLoop, 45° angled, 12° and 30°, medium

S = 5 pcs.; C/D = 12 pcs.

Electrosurgical Unit

WA91307W	ESG-410 electrosurgical generator incl. IFU, QRG
WA91302W	Foot switch, double pedal, wireless
WA91301W	Foot switch, double pedal, wired
WA00014A	HF-cable, bipolar, 4 m

PLASMA HF-Resection Electrodes

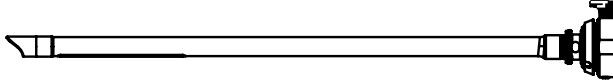
Order No.	Article
WA22521C	PlasmaBand, 12°, medium
WA22523C	PlasmaBand, 30°, medium
WA22355C	PlasmaNeedle, 45° angled, 12° and 30°
WA22540S	PlasmaNeedle, Right-angled, 12° and 30°
WA22351C	PlasmaRoller, 12° and 30°
WA22566S	Plasma-OvalButton
WA22558C	Plasma-TUEBLoop, 45° angled, 12° and 30°
WA22559S	Plasma-TUEBLoop, 12° and 30°

S = 5 pcs.; C/D = 12 pcs.

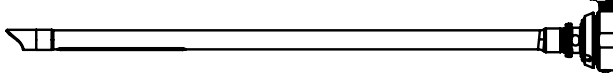
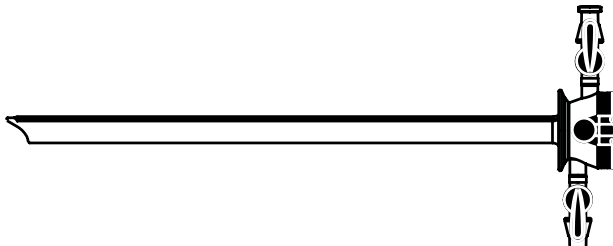
Further Accessories

WA91303W	Foot switch, single pedal
WA95621A	Power cable, EU (Type E/F)
WA95623A	Power cable, UK (Type G)
N3809430	Communication cable MAJ-1872, 10m
N3809530	Adapter MAJ-1873 for UHI-2/3

Rotatable Continuous-flow Resectoscope

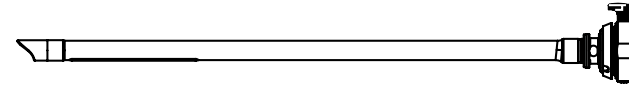
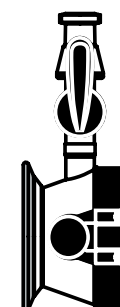
Order No.	Article	
Inner sheath		
A22040*	For 26 Fr. outer sheath	
A22041*	For 27 Fr. outer sheath	
Outer sheath		
A22026A	26 Fr., 2 stopcocks, rotatable	
A22021A	27 Fr., 2 stopcocks, rotatable	

Continuous-flow Resectoscope

Inner sheath		
A22040*	For 26 Fr. outer sheath	
A22041*	For 27 Fr. outer sheath	
Outer sheath		
A22027A	26 Fr., 2 vertical stopcocks, fixed	
A22023A	27 Fr., 2 vertical stopcocks, fixed	
A22025A	27 Fr., 2 horizontal stopcocks, fixed	

A detailed list of electrodes, resectoscopes and accessories incl. long portfolio can be found in the [Olympus Urology Catalogue](#).

Standard Resectoscope

Order No.	Article	
A22041*	Resection sheath, without irrigation port	
Irrigation Port		
A22051A	1 stopcock, rotatable	
A22052A	1 luer-lock connector, rotatable	
A22053A	2 horizontal stopcocks, rotatable	
A22054A	1 vertical stopcock, fixed	
A22055A	1 vertical luer-lock connector, fixed	

Working Elements

WA22366A	Working element active, for resection in saline
WA22367A	Working element passive, for resection in saline

Telescopes, 4 mm, Autoclavable

WA2T412A	Telescope "OES ELITE", 4mm, HD, autoclavable, 12°
WA2T430A	Telescope "OES ELITE", 4mm, HD, autoclavable, 30°
WA03300A	Light-guide cable, 2.8 mm, 3 m, CF type

*Add A or T to the article number for the desired obturator:
A220xxA standard obturator, A220xxT obturator with deflecting tip

As medical knowledge is constantly growing, technical modifications or changes of the product design, product specifications, accessories and service offerings may be required.